

# FlameLine

Doors



Reynaers  
Aluminium

Windows.  
Doors.  
Façades.

Together for better

[www.reynaers.com](http://www.reynaers.com)

# Our dedicated fireproof platform

**FlameLine is the latest addition to our aluminium fireproof offer. The versatile solution meets all the complex requirements linked to fail-safe fire-rated doors and partition walls. What is more, you can integrate FlameLine in ConceptWall 50-FP curtain walls for one complete fireproof façade.**

**The new fireproof system allows for nearly all glass type combinations to create the most safe and secure solution for your project. FlameLine combines fire retarding properties with burglar resistance (RC2) and superior thermal insulation with triple glazing. An ideal match for buildings where public safety matters most, such as shops, offices, hospitals, airports, and the like.**



## **Certified fire-rated protection.**

FlameLine doors and partition walls have been tested to full CE-mark compliance according to EN 16034 with different glass suppliers in different European labs. What is more, FlameLine offers fire protection for 30 and 60 minutes, for doors both to class EI<sub>1</sub> 60 and EI<sub>2</sub> 60; for partition walls up to EI 60. Nothing is left to chance.

## **Optimal comfort and performance.**

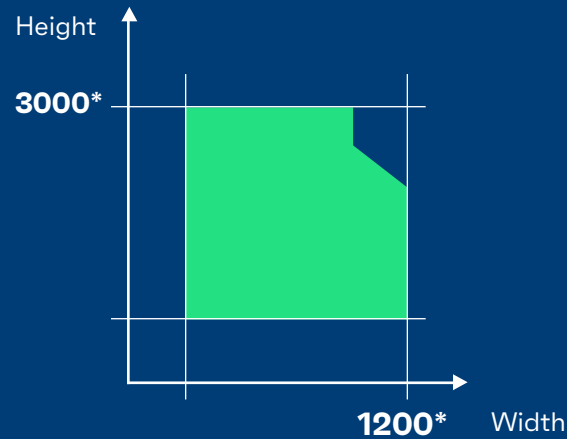
Next to its fireproof properties, FlameLine also offers a well-insulated and high-performance aluminium solution for any building type. For instance, FlameLine doors reach water tightness levels up to 900Pa. Installed with triple glazing, it gives for a unique combination of low-energy performance and fire-retardant safety.

## **(Cost-)efficient production process.**

FlameLine is a cost-conscious choice too. The system's modular and symmetrical design enables efficient assembly and stock management, reducing the total amount of articles. It is an ideal solution for large-scale industrial production, when components need to be bought in larger quantities.



## FlameLine Doors General

### Possible vent sizes (mm)



\*Max dimensions depend on multiple parameters including wind load requirements and glass type choice.

### Possible vent weights (kg)

	
Turn door	Partition wall
250	400

### Visible dimensions (mm)

#### Outward opening door

1	Min. frame width	48
2	Min. vent width	100.5
3	Frame depth	85
4	Vent depth	85
5	Glass thickness	Up to 69



## FlameLine Doors Variants

### FlameLine 60 Entrance Door

<b>Thermal value - Uf (W/m<sup>2</sup>K)</b>	Down to 2.2
<b>Water tightness</b>	E900 (900 Pa)
<b>Wind load resistance</b>	C4 (1600 Pa)
<b>Fireproof classes</b>	EI <sub>1</sub> 30 - EI <sub>1</sub> 60 - EI <sub>2</sub> 30 - EI <sub>2</sub> 60 - EI 30 - EI 60



### FlameLine Fixed Glazing

<b>Thermal value - Uf (W/m<sup>2</sup>K)</b>	Down to 2.0
<b>Water tightness</b>	E1050 (1050 Pa)
<b>Wind load resistance</b>	C4 (1600 Pa)
<b>Fireproof classes</b>	EI 60



Performance levels, dimensions and properties depend on size, profile combinations, hardware and infill choices. Always consult the available fire resistance classification reports or national approvals applicable in your country.

More variants can be found on our website...



## FlameLine Doors Options



### Burglar resistance

This door system has an RC2 certified burglarproof variant, offering additional peace of mind. Keep unwanted visitors out with this standard safety upgrade.



### Low threshold

By reducing the height of the threshold, you can offer clear access at all times. Limit tripping hazards while establishing a clean and attractive look for your door.



### Zero threshold

Creating inviting entryways and exits without boundaries has never been easier. This elegantly hidden threshold solution is the ideal match for your wheelchair-friendly building project, even with continuous flooring.



### Versatility

As our dedicated fireproof platform, FlameLine has been designed to meet as many building needs as possible. In this sense, fireproof safety is only one piece of the puzzle. Burglar resistance (RC2), optional triple glazing, multiple threshold options, full compatibility with ConceptWall 50-FP, ... There are many reasons to choose FlameLine doors and partition walls in your next project.



### Safety

Certified fireproof joinery prevents indoor fires from spreading for a given amount of time. These precious minutes allow people to evacuate buildings safely, while helping fire fighters arrive on the scene in time. At Reynaers Aluminium, we put our solutions through rigorous testing, following multiple international safety standards, to ensure the most secure living and working conditions for people around the world.

### Get in touch

Interested or looking for more in-depth technical information? Contact your Reynaers Aluminium representative for more information or scan the QR code to visit our website.

